

JUKI

LOWEST COST OF OWNERSHIP

Fast. Smart. Modular.

RS-1



Speed and Flexibility for High Quality Production of any PCB



Fast. Smart. Modular.
RS-1 has it all.

- ◎ Placement Speed: 26,000CPH (IPC9850)
- ◎ Board Size: 650mm x 370mm (single index)
950mm x 370mm (double index)
1200mm x 370mm (double index)*1
- ◎ Component Size: 0402 metric (01005) ~ 74mm square / 50mm x 150mm
*1 Requires 250mm rail extensions

The RS-1 is the machine for you.


Class leading speed, up to 26,000CPH

With maximum speed up to 26,000CPH (IPC9850), the RS-1 is designed for maximum throughput. Using a revolutionary head design, the RS-1 is designed to reduce travel time and distance for every placement.

Rated
26,000CPH
(IPC9850)

New RF style feeder design is smaller, thinner and lighter

The new RF style feeders are 17% smaller and 50% lighter while maintaining the highest degree of positional accuracy. The new design increases total maximum feeder inputs to 112 for front and rear side.



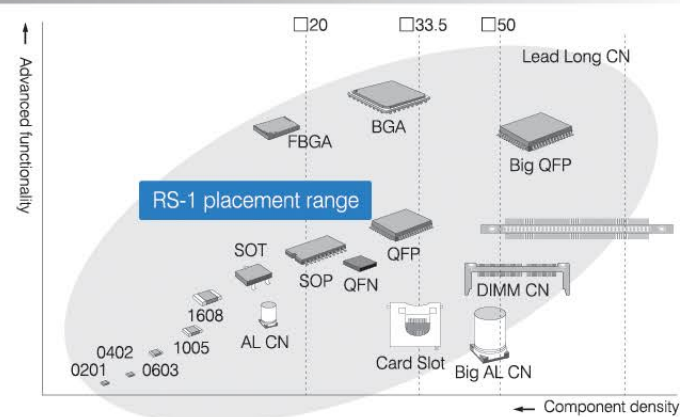
Supports
up to 112
8mm tape
feeders

Supports a wide component range to build any board

Wide component range

The RS-1 supports components from 0402 metric (01005) up to 74mm square and 50mm x 150mm rectangular parts for maximum flexibility. Component height is dynamic to support high-speed with a maximum component height of 25mm.

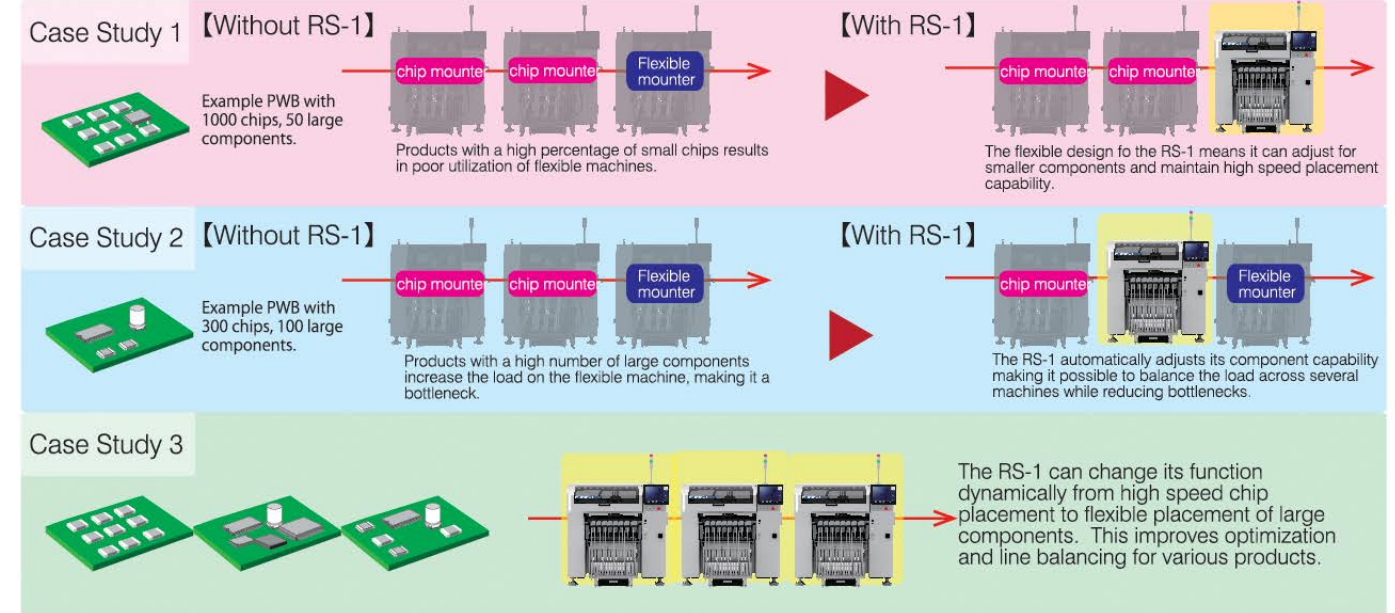
0402 metric
(01005) ~ 74mm
square / 50mm
x 150mm



Highly Adaptable Design

Dynamically Optimizes Line Balance for highest throughput


The dynamic functionality of the RS-1 does not require head replacement. The revolutionary head design adapts to the production requirements automatically. It can be used in-line with high-speed chip placement machines to improve overall line productivity or can be used as a flexible machine for complex PCBs that have a high quantity of large components.



Smart Technology 1 New Head Design

New head design automatically adjusts the centering height based on components placed.

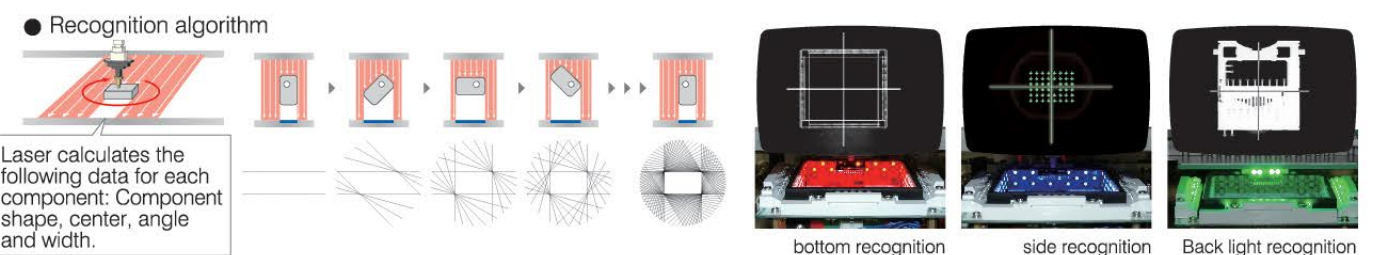
The RS-1 uses a revolutionary new head 8 nozzle design that automatically adjusts the height based on the height of the components to be placed. This technology reduces the Z travel distance to the minimum required and increases throughput. It can adjust from 1mm, 6mm, 12mm, 20mm, or 25mm heights.



Smart Technology 2 JUKI Technology

Juki Advanced Laser Centering Technology is fast, accurate and reliable for a wide range of parts.

A wide range of components are supported to include PLCC, SOP, QFP, BGA and many more. Size range is from 0402 metric (01005) to 50mm square.



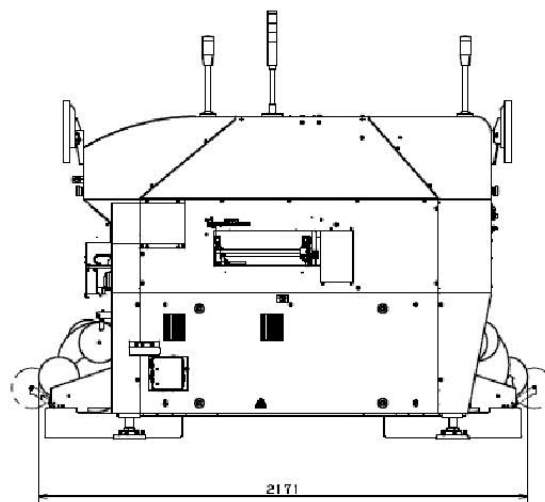
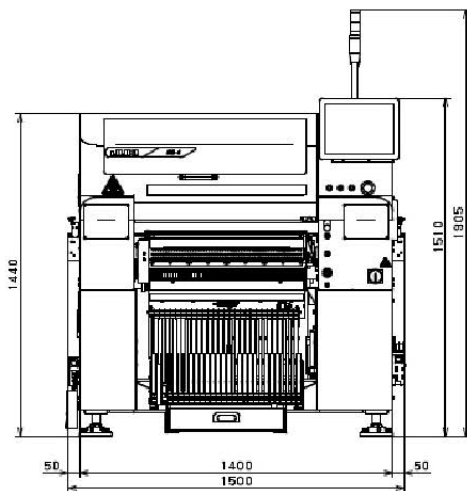
■ Specification

| item | model | RS-1 Fast. Smart. Modular. |
|----------------------------|------------------|--|
| Board size | Min. 50mm x 50mm | { Max. 650mm x 370mm (single index) Max. 950mm x 370mm (double index) Max. 1200mm x 370mm (double index)*1 |
| Component height | | 25mm |
| Component size | | 0402 metric (01005) ~ 74mm square / 50mm x 150mm |
| Placement speed | | 26,000CPH (IPC9850) |
| PWB Thickness | | 0.3mm to 4mm |
| Placement accuracy | | ±0.035mm (Cpk ≥ 1) |
| Feeder inputs | | max. 112*2 |
| Power supply | | 200 ~ 415VAC, 3-phase |
| Apparent power | | 2.2kVA |
| Operating air pressure | | 0.5±0.05MPa |
| Air consumption | | max. 50L/min |
| Machine dimensions (W×D×H) | | 1,500×1,810×1,440mm |
| Mass (approximately) | | 1,700kg |


*1 Requires 250mm rail extensions

*2 When using RF feeder (total for front and rear)

■ Dimensions



unit : mm

| | |
|---|--|
| JUKI ECO PRODUCTS  | The RS-1 is an eco-friendly product which complies with JUKI ECO PRODUCTS standards for protecting the environment. ● The machine complies with the "Juki Group Green Procurement Guidelines" on the use of hazardous substances, which is stricter than other restrictions, such as those of the RoHS Directive. For details of JUKI ECO PRODUCTS, refer to: http://www.juki.co.jp/eco_e/index.html <small>*The RoHS Directive is an EU Directive limiting the use of 6 hazardous substances (lead, hexavalent chromium, mercury, cadmium, PBB and PBDE) in electrical and electronic equipment. The Juki Green Procurement Guideline is the voluntarily established criteria to eliminate not only the aforementioned six substances, but also other ones which also adversely affect the environment.</small> |
|---|--|



JUKI CORPORATION HEAD OFFICE

An environmental management system to promote and conduct the following:

- (1) Eco-friendly development of products and technologies
- (2) Green procurement and green purchasing
- (3) Energy conservation (reduction in carbon-dioxide emissions)
- (4) Resource saving (reduction of papers purchased, etc.)
- (5) Reduction and recycling of waste in the activities of research, development, design, sales, distribution, and maintenance services of industrial sewing machines and industrial robots, etc., including sales and maintenance services of data entry systems.



JUKI®

MANUFACTURER : JUKI CORPORATION

INQUIRY : JUKI AUTOMATION SYSTEMS CORPORATION

2-11-1, Tsurumaki, Tama-shi, Tokyo 206-8551, JAPAN
 TEL.81-42-357-2293 FAX.81-42-357-2285

<http://www.juki.co.jp>

North America Headquarters:

Juki Automation Systems
 5151 McCrimmon Parkway
 Suite 200
 Morrisville, NC 27560
 Phone: 919-460-0111
 Email: sales@jas-smt.com
www.jukiamericas.com

North America Sales Office:

Juki Automation Systems
 412 Kato Terrace
 Fremont, CA 94539
 Phone: 510-249-6700